

Stamping Release Color Chart



CR-NAT Natural



CR-700 Light Goldenrod



CR-730 Misty Peach



CR-718 Terra Cotta



CR-880 Lavender Blush



CR-430 Redwood



CR-835 Red Brick



CR-827 Sienna



CR-219 Sandy Buff



CR-300 Autumn Brown



CR-389 Dark Brown



CR-395 Smokey Brown



CR-670 Powder Blue



CR-675 Star Blue



CR-923 Silver




CR-228 Copper Brown



CR-592 Slate Green



CR-599 Seafoam Green




CR-520 Spring Green



CR-927 Gray




CR-935 Charcoal



CR-947 Dark Gray



CR-960 Rich Black



Stamping Release Color

Interstar Stamping Release prevents texturing tools from sticking to the surface of fresh concrete while depositing color to create a marbled or antiqued effect.

DIRECTIONS

- Step 1.** Place the concrete using recognized methods.
- Step 2.** After the initial floating has been performed and all of the excess bleed water has disappeared, spread the stamping release powder across the surface where the mats will be placed. Stamping release can be spread using the enclosed broadcast bag for a more even dispersal. Simply fill the bag with stamping release powder, then shake it over the concrete surface to distribute the release.
- Step 3.** To further reduce adherence, you may apply some of the release powder directly to the mats. Proceed with stamping immediately after applying the release powder.

FINISHING

- Step 1.** Let the concrete cure for 24 to 36 hours. It is not necessary to use a curing agent or any other method of curing with Interstar Stamping Release. Do not fog or cover the surface during this initial curing period.
- Step 2.** After the curing time has elapsed, use a soft broom to gently sweep away the excess release powder as desired. Dispose of it properly.
- Step 3.** Allow the concrete to cure completely (at least 28 days), and then wash the surface with Interstar's Kopa Stamping Release Cleaner and water.
- Step 4.** For a perfect, long-lasting finish, apply the appropriate Interstar sealer to the clean, dry surface.

MAKE A LASTING IMPRESSION

Interstar Stamping Release imparts color while acting as a bond breaker to prevent stamping mats from sticking to freshly poured concrete. It is easy to use, permanent and will not fade. Every box is rigorously tested to ensure you receive the premium quality you expect.

SERVICE IS OUR PRIORITY

Our customer service representatives, technicians, chemists and engineers are at your service to assist you with your projects. We pledge to be polite, responsive, flexible and dedicated to your needs.

PACKAGING

Interstar Stamping Release is sold in 30-pound boxes.

SHIPPING

To ensure fast delivery, your order will be shipped from the Interstar distribution center closest to you. Orders are usually shipped the same day.

INFORMATION

For more information about Stamping Release and other Interstar products, please visit us online at www.interstar.ca, call us toll free at **800.567.1857** or email us at info@interstar.ca.

Please see Interstar's warranty for complete details.

IMPORTANT:

This color chart only provides an estimate of the final colors that can be obtained. It is intended to serve as a guideline for color selection, and does not represent the exact colors that will be produced.

